


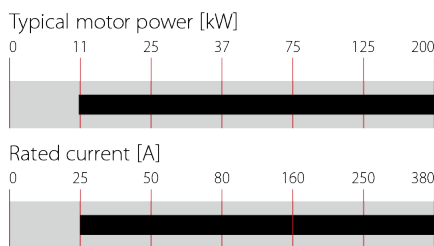
LCL Filter for Active Front End Motor Drives and Active Infeed Converter



- Line side LCL filtering for AFE and AIC applications
- Mandatory interface to connect the AFE or AIC-system to the grid
- Helps to improve the power quality on the grid side
- Reduces ripple currents and voltage distortions
- All LCL components in one package
- Compact design and ready to be connected



Performance indicators



Technical specifications

Nominal operating voltage	3 x 380...480 VAC
Rated operating voltage	3 x 340...530 VAC
Nominal line frequency	50/60 Hz
Switching frequency fPWM	min. 3 kHz up to max. 10 kHz
Rated currents	25 to 380 A @ 50°C
Rated inductance L2 (inverter/converter side)	8% @ 400V, 50 Hz and rated current
Rated inductance L1 (grid/line side)	4% @ 400V, 50 Hz and rated current
Overload capability	1.6 x rated current for 1 min., ones per hour
Protection category	IP 00/IP 20 on request
Ambient temperature range	-25°C to +50°C full operation >50°C to 70°C derated operation -25°C to 85°C storage and transportation
Insulation class	EIS 200
Flammability corresponding to	UL 94 V-0
Design corresponding to	Filter: UL61800-5-1, EN61800-5-1 Chokes: EN61558-2-20 or EN60076-6
Creepage and clearance distances	According UL 61800-5-1

* Note: for detailed resulting ripple current, please contact your local Schaffner office or partner.

Approvals



Features and benefits

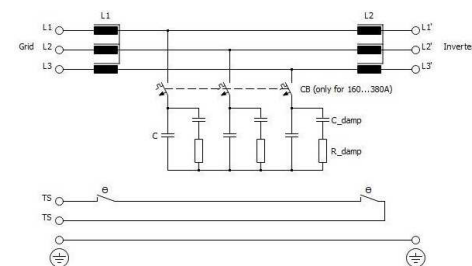
- Improves the power quality for AFE (Active Front End) or AIC (Active Infeed Converter)
- Effective attenuation of converter switching frequency to the grid/line side
- Reduces the current and voltage ripples to acceptable levels for the grid/line side
- Version with passiv damping module for damping oscillation
- Compact and user friendly design for ease of installation

Typical applications

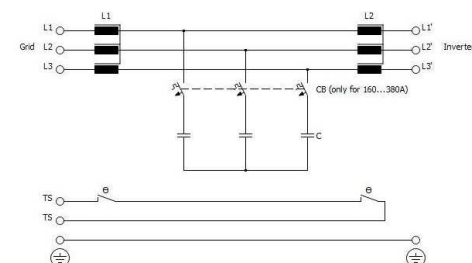
- Hoists and cranes
- Elevators
- Test stands
- Winder/Unwinder
- Multiple motor drive systems with active infeed converter
- Motor drives and -systems with braking energy
- Special machines with high inertia
- Centrifuges
- Transportation systems, e.g. chair lifts etc

Typical electrical schematic

with damping module:



without damping module - only to be used with motor drive with active damping function:



Filter selection table

Filter	Rated current @ 50°C/50 Hz [A]	*Typical motor drive 400 V/50 Hz [kVA]	Frame size	Nominal inductance		Nominal C capacity [uF]	Nominal R resistance [Ohm]	Typical power loss** [W]	Input/ Output connections	Weight [kg]
				L2 [mH]	L1 [mH]					
with damping module:										
FN 6840-25-113-E0XXR	25	11	D	2.35	1.22	30	15	510	-113	25
FN 6840-50-115-E0XXR	50	25	E	1.18	0.61	60	8.2	825	-115	47
FN 6840-80-115-E0XXR	80	37	F	0.74	0.33	100	4.7	1110	-115	79
FN 6840-160-118-E0XXR	160	75	H	0.37	0.17	200	2.2	2150	-118	125
FN 6840-250-118-E0XXR	250	125	H	0.24	0.11	300	1.5	3095	-118	153
without damping module:										
FN 6840-25-113-E0XXX	25	11	D	2.35	1.22	30		360	-113	24
FN 6840-50-115-E0XXX	50	25	E	1.18	0.61	60		525	-115	46
FN 6840-80-115-E0XXX	80	37	F	0.74	0.33	100		660	-115	77
FN 6840-160-118-E0XXX	160	75	H	0.37	0.17	200		1250	-118	123
FN 6840-250-118-E0XXX	250	125	H	0.24	0.11	300		1595	-118	148
with damping module and with fan:										
FN 6840-380-118-E0FAR	380	200	H	0.15	0.073	500	1.0	4725	-118	159
without damping module and with fan:										
FN 6840-380-118-E0FAX	380	200	H	0.15	0.073	500		2625	-118	164

* At rated current and 400 VAC/50 Hz. The proper power selection depends upon the drive specification, the motor and the application requirements.

** Losses calculated at 400 VAC/50 Hz and 3 kHz switching frequency.

Product selector	
FN 6840 -uuu -vvv -ww -yy -z	
X:	without damping resistor
R:	with damping resistor
XX:	without fan and power supply (except 380 A)
FA:	with fan and power supply
E0:	IP00 version
E2:	IP20 version (on request)
	Terminal style
	Rated AC current

Temperature monitoring function

The temperature monitoring device opens a potential-free contact in the case of filter overtemperature (>180°C). The maximum switching capability is 5 A/240 V. **Important Note:** The switch **MUST** be used, for example, as a input of a logic controller (e.g. PLC, CNC etc.) or as the trip of a circuit breaker in order to interrupt the mains power supply.

Required drives settings and grid considerations

Ensure the drive's switching frequency is set between the required minimum and maximum switching frequency.

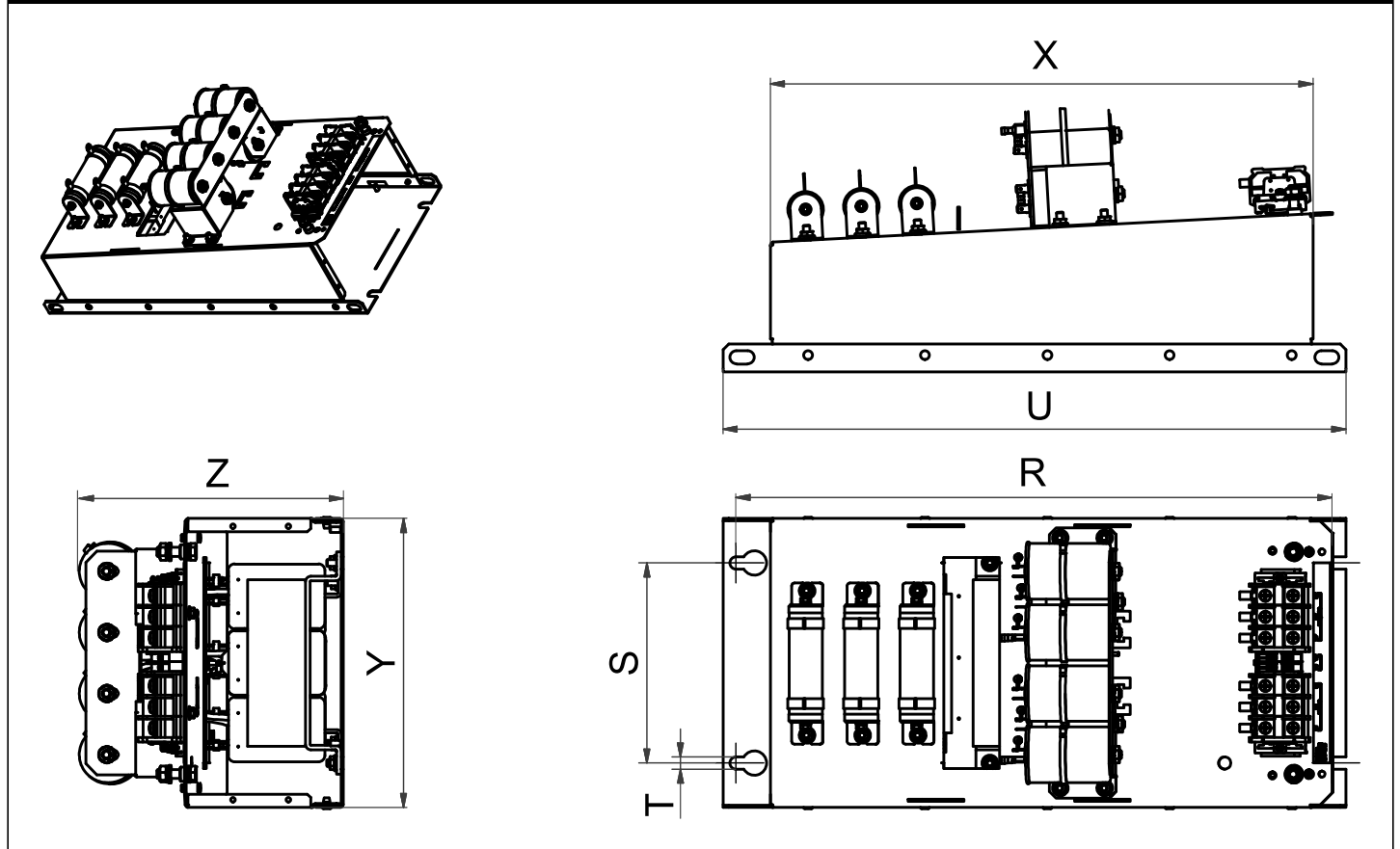
The max. permissible motor drives DC link voltage is 850 VDC.

Check the drives manufacturer manual whether special settings are necessary. In any doubt contact the drives manufacturer.

CAUTION: If the Active Front End (AFE) motor drives or Active Infeed Converter (AIC) settings are not correct the filter may be damaged.

FN 6840 Mechanical data of IP 00 enclosure

Frame size D-H



Dimensions

	R	S	T	U	X	Y	Z
D	540	180	11	560	489	260	239
E	680	220	11	705	633	290	321
F	730	250	11	752	682	340	322
H	1115	390	11	1150	1051	462	500

All dimensions in mm

Tolerances according: ISO 2768-m/EN 22768-m, if not stated otherwise

Filter power terminals

	Screw thread	Cross section [mm ²]	Flex wire AWG	Screw torque value [Nm]	Max width** cable lug [mm]	Frame size
-113*	M6	0.75-16	6-18	3	16	D
-115*	M8	10-50	1/0-8	8	22	E, F
-118*	M10	70-240	3/0-500 kcmil	10	30	H

* Recommended connector type: wire or cable lug for 110 to 115, only cable lug for 115 to 118

** Proof final installation for clearance and creepage

Filter signal and earth terminals

Terminal type	Screw thread	Screw torque value [Nm]	Frame size
Signal	M3*	0.5	All
Earth (PE)	M8	14	D
Earth (PE)	M8	14	E
Earth (PE)	M10	25	F
Earth (PE)	M10	25	H

* Max width cable lug = 7 mm

Note: For additional information please contact your local Schaffner office or partner.



Headquarters, global innovation and development

Switzerland

Schaffner Group

Industrie Nord
Nordstrasse 11e
4542 Luterbach
T +41 32 681 66 26
info@schaffner.com



Sales and application centers

China

Schaffner EMC Ltd. Shanghai

T20-3 C, No 565 Chuangye Road,
Pudong district
201201 Shanghai
T +86 21 3813 9500
cschina@schaffner.com
www.schaffner.com.cn

Finland

Schaffner Oy

Sauvonrinne 19 H
08500 Lohja
T +358 10 567 2855
finlandsales@schaffner.com

France

Schaffner EMC S.A.S.

16-20 Rue Louis Rameau
95875 Bezons
T +33 1 34 34 30 60
F +33 1 39 47 02 28
francesales@schaffner.com

Germany

Schaffner Deutschland GmbH

Schoemperlenstrasse 12B
76185 Karlsruhe
T +49 721 56910
F +49 721 569110
germanysales@schaffner.com

India

Schaffner India Pvt. Ltd

REGUS WORLD TRADE CENTRE
WTC, 22nd Floor Unit No 2238, Brigade
Gateway Campus, 26/1, Dr. Rajkumar Road
Malleshwaram (W)
560055 Bangalore
T +91 80 67935355
indiasales@schaffner.com

Italy

Schaffner EMC S.r.l.

Via Ticino, 30
20900 Monza (MB)
T +39 039 21 41 070
italysales@schaffner.com

Japan

Schaffner EMC K.K.

Taiju-Seimei Sangenjaya Bldg.
1-32-12, Kamiuma, Setagaya-ku
154-0011 Tokyo
T +81 3 5712 3650
F +81 3 5712 3651
japansales@schaffner.com
www.schaffner.jp

Singapore

Schaffner EMC Pte Ltd.

#05-09, Kg Ubi Ind. Estate
408705 Singapore
T +65 6377 3283
F +65 6377 3281
singaporesales@schaffner.com

Spain

Schaffner EMC España

Calle Caléndula 93, Miniparc III, Edificio E
El Soto de Moraleja, Alcobendas
28109 Madrid
T +34 917 912 900
F +34 917 912 901
spainsales@schaffner.com

Sweden

Schaffner EMC AB

Östermalmstorg 1
114 42 Stockholm
T +46 8 5050 2425
swedensales@schaffner.com
www.schaffner.com

Switzerland

Schaffner EMV AG

Industrie Nord
Nordstrasse 11e
4542 Luterbach
T +41 32 681 66 26
switzerlandsales@schaffner.com

Taiwan R.O.C.

Schaffner EMV Ltd.

20 Floor-2, No 97, Section 1, XinTai 5th Road
22175 XiZhi District New Taipei City 22175
T +886 2 2697 5500
F +886 2 2697 5533
taiwansales@schaffner.com
www.schaffner.com.tw

Thailand

Schaffner EMC Co. Ltd.

Northern Region Industrial Estate
67 Moo 4 Tambon Ban Klang
Amphur Muangng P.O. Box 14
51000 Lamphun
T +66 53 58 11 04
F +66 53 58 10 19
thailandsales@schaffner.com

United Kingdom

Schaffner Ltd.

5 Ashville Way, Molly Millars Lane
Wokingham
RG41 2PL Berkshire
T +44 118 9770070
F +44 118 9792969
uksales@schaffner.com

USA

Schaffner EMC Inc.

52 Mayfield Avenue
Edison, New Jersey
T +1 732 225 9533
F +1 732 225 4789
usasales@schaffner.com
www.schaffnerusa.com

Schaffner North America

6722 Thirlane Road
24019 Roanoke, Virginia
T +1 276 228 7943
F +1 276 228 7953

Schaffner North America

823 Fairview Road
24382 Wytheville, Virginia
T +1 276 228 7943
F +1 276 228 7258

To find your local partner within Schaffner's global network: www.schaffner.com

© 2018 Schaffner Group

The content of this document has been carefully checked and understood. However, neither Schaffner nor its subsidiaries assume any liability whatsoever for any errors or inaccuracies of this document and the consequences thereof. Published specifications are subject to change without notice. Product suitability for any area of application must ultimately be determined by the customer. In all cases, products must never be operated outside their published specifications. Schaffner does not guarantee the availability of all published products. This disclaimer shall be governed by substantive Swiss law and resulting disputes shall be settled by the courts at the place of business of Schaffner Holding AG. Latest publications and a complete disclaimer can be downloaded from the Schaffner website. All trademarks recognized.