


DO-34 Standard Series Glass Encapsulated Thermistors



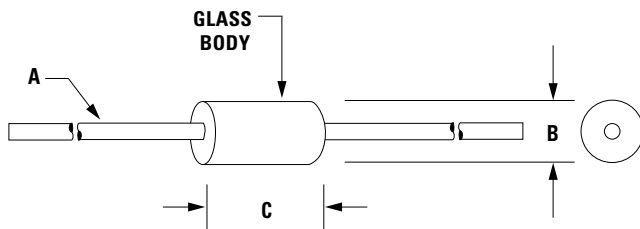
Description

Littelfuse low cost glass encapsulated thermistors are manufactured using super stable NTC chips which are hermetically sealed in a glass (DO-34 diode style) package. The result is a device which exhibits excellent long-term reliability and stability even when subjected to severe environmental or thermal conditions. Their uniform dimensions and axial lead configuration make them especially suitable for use with automatic insertion equipment.

Options

- Non-standard resistance values and tolerances
- Point matched at specified temperatures

Dimensions



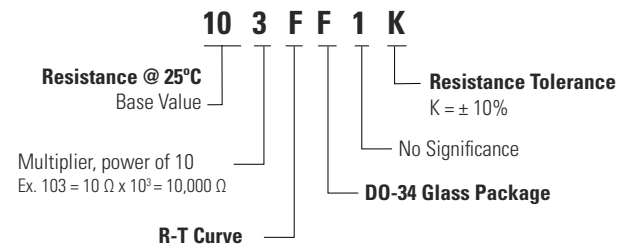
Dimensions shown in inches.

A	B	C
0.0157" ± 0.0025" Dia 22 AWG Tinned CCS 1.0" Long Min	0.065" Max	0.110" Max

Features

- High temperature capability to +300°C
- Hermetically sealed glass package
- Low cost
- Excellent long-term stability
- High Voltage Insulation
- Tinned CCS Lead Wires are Solderable or Weldable

Part Numbering System



Note: Not all combinations of Part Number codes are available. Contact Littelfuse for details.

DO-34 Standard Series Glass Encapsulated Thermistors

Specifications

Part Number	Resistance Ohms @25°C	*Resistance Tol. ± % @ 25°C	R-T Curve	Temperature Coefficient (%/°C) @ 25°C	Beta (K) 0-50°C	Dissipation Constant, Nominal (mW/°C)	Thermal Time Constant, Max. - Still Air (seconds)	Thermal Time Constant, Max. - Well Stirred Oil (seconds)	Temperature Rating (°C)
202FF1K	2,000	10	F	-3.86	3419	2	5	0.5	-55 to +300
103FF1K	10,000	10	F	-3.86	3419	2	5	0.5	-55 to +300
103JF1K	10,000	10	J	-4.4	3892	2	5	0.5	-55 to +300
123JF1K	12,000	10	J	-4.4	3892	2	5	0.5	-55 to +300
683N1F1K	68,000	10	N1	-4.5	3991	2	5	0.5	-55 to +300
104JF1K	100,000	10	J	-4.4	3892	2	5	0.5	-55 to +300
334RF1K	330,000	10	R	-4.68	4140	2	5	0.5	-55 to +300

*Resistance tolerances of ± 1%, 2%, and 5% are available upon request