

6

5

4

3

2

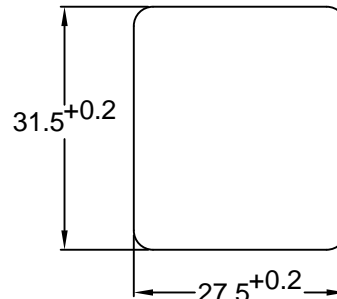
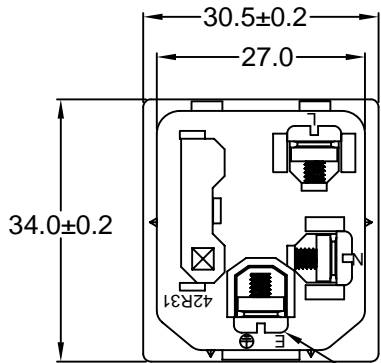
1

**MATERIAL AND FINISH:**

Insulator: Polycarbonate, UL-94V-0 rated  
Contacts: Brass, Nickel plated

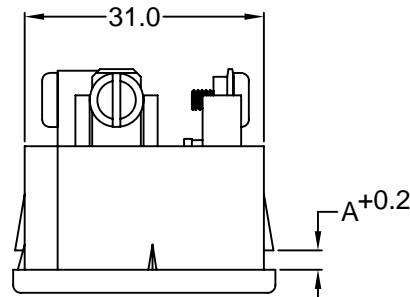
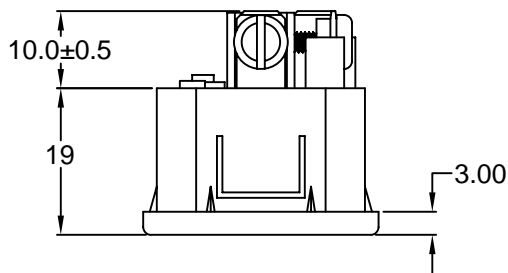
**ELECTRICAL SPECIFICATIONS:**

Current rating: 10 A  
Voltage rating: 250 VAC  
Insulation resistance: 100 Mohm min. at 500 VDC  
Dielectric withstanding voltage: 2000 VAC for one minute



RECOMMENDED PANEL CUTOUT

M3x6.0mm SCREW TERMINALS



**ORDERING CODE:**

42R31-3    1    -        
          1      2      3

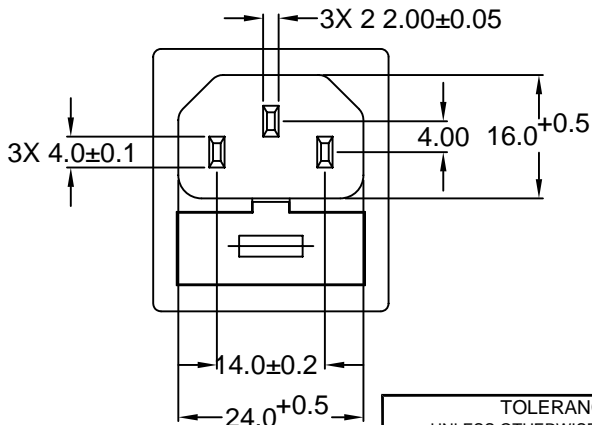
**1) COLOR**

- 1 = BLACK
- 2 = GRAY

**2) ELECTRICAL CIRCUIT CONFIGURATION**

- 1 = 10A 250V 70°C 2+GROUND
- 2 = 10A 250V 120°C 2+GROUND
- 4 = 10A 250V 70°C 2 POLE

**3) PANEL THICKNESS**



P/N	A	MAX. PANEL THICKNESS
42R31-3X1X-150	1.5	1.5
42R31-3X1X-200	2.0	2.0
42R31-3X1X-250	2.5	2.5

ADDITIONAL PANEL THICKNESS AVAILABLE ON REQUEST

TOLERANCE UNLESS OTHERWISE SPECIFIED  
X ± 1  
X.X ± 0.4  
X.XX ± 0.20

**Power Dynamics, Inc.**

Phone: 973 560-0019 Whippany, New Jersey Fax: 973 560-0076

PART: IEC 60320 SINGLE FUSE HOLDER APPL. INLET; SCREW TERMINALS; SNAP-IN

DRAWN BY	GQ	DATE:	08/30/01
CHECK BY	TD	DATE:	09/06/01
APPR BY	PB	DATE:	09/06/01

**42R31-3X1X-XXX** SHEET 1 of 1

SIZE: A ALL DIMENSIONS FOR REFERENCE ONLY  
SCALE: NTS DIMENSIONS ARE IN MILLIMETERS

RoHS COMPLIANT

REV	DATE	CHANGE	CHNG	CHK	APPR

6

5

4

3

2

1